

ACI Racing Weekend Misano, 4-5 Maggio 2024

Italian F4 Championship - Results Qualifying 1

Misano Circuit Sic 58 4.226 m

1 / 2

No.	Driver	Nat	Entrant	Team	Car	Class	Time	Gap	Rel.	Laps
1	27 SLATER Freddie	GBR	Prema Racing	Prema Racing	Tatuus F4-T421		1'34.778			7
2	80 POWELL Alex	USA	Prema Racing	Prema Racing	Tatuus F4-T421	R	1'35.047	0.269	0.269	8
3	12 PRADEL Gianmarco	AUS	US Racing	US Racing	Tatuus F4-T421		1'35.238	0.460	0.191	8
4	31 BOHRA Akshay	USA	US Racing	US Racing	Tatuus F4-T421		1'35.268	0.490	0.030	8
5	6 YAMAKOSHI Hiyu	JPN	Van Amersfoort Racing	Van Amersfoort Racing	Tatuus F4-T421		1'35.276	0.498	0.008	8
6	77 YEYH Enzo	CHN	R-ACE GP	R-ACE GP	Tatuus F4-T421	R	1'35.279	0.501	0.003	8
7	45 BEETON Jack	AUS	US Racing	US Racing	Tatuus F4-T421		1'35.292	0.514	0.013	8
8	16 LARINI Davide	ITA	PHM AIX Racing	PHM AIX Racing	Tatuus F4-T421		1'35.342	0.564	0.050	8
9	51 NAKAMURA-BERTA Kean	JPN	Prema Racing	Prema Racing	Tatuus F4-T421	R	1'35.388	0.610	0.046	7
10	33 STOLCERMANIS Tomass	LVA	Prema Racing	Prema Racing	Tatuus F4-T421	R	1'35.500	0.722	0.112	7
11	14 AL DHAHERI Rashid	UAE	Prema Racing	Prema Racing	Tatuus F4-T421		1'35.500	0.722		7
12	50 GOWDA Dion	IND	Prema Racing	Prema Racing	Tatuus F4-T421		1'35.504	0.726	0.004	7
13	23 FRANCO Reno	NLD	Jenzer Motorsport	Jenzer Motorsport	Tatuus F4-T421		1'35.510	0.732	0.006	8
14	21 ISCHER Ethan	CHE	Jenzer Motorsport	Jenzer Motorsport	Tatuus F4-T421		1'35.526	0.748	0.016	8
15	10 FERREIRA Matheus	BRA	US Racing	US Racing	Tatuus F4-T421		1'35.670	0.892	0.144	8
16	49 PETROVIC Andrej	SRB	PHM AIX Racing	PHM AIX Racing	Tatuus F4-T421	R	1'35.679	0.901	0.009	8
17	71 REHM Maxim	DEU	US Racing	US Racing	Tatuus F4-T421	R	1'35.701	0.923	0.022	8
18	73 OLIVIERI Emanuele	ITA	AKM Motorsport	AKM Motorsport	Tatuus F4-T421	R	1'35.717	0.939	0.016	8
19	36 JONSSON Gustav	SWE	Van Amersfoort Racing	Van Amersfoort Racing	Tatuus F4-T421		1'35.723	0.945	0.006	8
20	22 FREY Enea	CHE	Jenzer Motorsport	Jenzer Motorsport	Tatuus F4-T421	R	1'35.751	0.973	0.028	9
21	3 POPOV Maksimilian	GRD	PHM AIX Racing	PHM AIX Racing	Tatuus F4-T421	R	1'35.821	1.043	0.070	8
22	19 ANURAG Kabir	SGP	US Racing	US Racing	Tatuus F4-T421	R	1'36.069	1.291	0.248	8
23	55 RODELLA Alvisè	ITA	Van Amersfoort Racing	Van Amersfoort Racing	Tatuus F4-T421		1'36.070	1.292	0.001	8
24	11 VIISOREANU Luca	ROU	Real Racing	Real Racing	Tatuus F4-T421	R	1'36.097	1.319	0.027	8
25	7 SAMMALISTO Luka	FIN	R-ACE GP	R-ACE GP	Tatuus F4-T421	R	1'36.139	1.361	0.042	9
26	52 SAVINKOV Oleksandr	UKR	AKM Motorsport	AKM Motorsport	Tatuus F4-T421	R	1'36.210	1.432	0.071	7
27	70 MRAD Kamal	AUS	PHM AIX Racing	PHM AIX Racing	Tatuus F4-T421	R	1'36.242	1.464	0.032	8
28	24 ZHANG Shimo	CHN	Jenzer Motorsport	Jenzer Motorsport	Tatuus F4-T421	R	1'36.251	1.473	0.009	8
29	35 DARYANANI Kai Manesh	IND	Cram Motorsport	Cram Motorsport	Tatuus F4-T421		1'36.271	1.493	0.020	8
30	88 HODENIUS Lin	NLD	Van Amersfoort Racing	Van Amersfoort Racing	Tatuus F4-T421		1'36.387	1.609	0.116	7
31	9 STACK Everett	USA	PHM AIX Racing	PHM AIX Racing	Tatuus F4-T421		1'36.421	1.643	0.034	7
32	8 KOSTIC Andrija	SRB	Van Amersfoort Racing	Van Amersfoort Racing	Tatuus F4-T421	R	1'36.446	1.668	0.025	7
33	62 ROBINSON Edward	ESP	AS Motorsport	AS Motorsport	Tatuus F4-T421	R	1'36.663	1.885	0.217	9
34	95 DUNA Andrei	ROU	Real Racing	Real Racing	Tatuus F4-T421		1'36.794	2.016	0.131	9
35	18 KOLLER Jan	CZE	BVM Racing	BVM Racing	Tatuus F4-T421	R	1'36.799	2.021	0.005	8
36	54 HOLGUIN Gabriel	VEN	Maffi Racing	Maffi Racing	Tatuus F4-T421	R	1'38.128	3.350	1.329	9
37	29 BERREBY Nathanael	CHE	Maffi Racing	Maffi Racing	Tatuus F4-T421	R	1'39.367	4.589	1.239	9

Qualifying Lap Time (110% of 1'35.021): 1'44.524

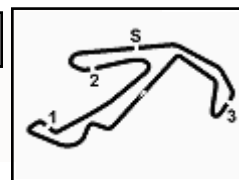
Humidity:	57%	AIR	17°C
Condition:	DRY	Track	34°C

Stewards : Ronny Guarini Franco Leoni Raffaele Giammaria

 Start End
 03/05/2024 16:51 17:08

Powered by FICr PERUGIA TIMING





ACI Racing Weekend Misano, 4-5 Maggio 2024

Italian F4 Championship - Results Qualifying 1

Misano Circuit Sic 58 4.226 m

2 / 2

Penalty and Infringement

16.55	16	D. LARINI	Time Deleted (1'42.420) - Exceeded track limits
16.59	22	E. FREY	Time Deleted (1'36.047) - Exceeded track limits
17.00	22	E. FREY	Time Deleted (1'40.534) - Exceeded track limits
17.02	22	E. FREY	Time Deleted (1'36.403) - Exceeded track limits
17.02	36	G. JONSSON	Time Deleted (1'35.752) - Exceeded track limits
17.04	36	G. JONSSON	Time Deleted (1'39.921) - Exceeded track limits
16.58	77	E. YEH	Time Deleted (1'36.437) - Exceeded track limits
17.07	36	G. JONSSON	Time Deleted (1'36.451) - Exceeded track limits
17.00	51	K. NAKAMURA-BERTA	Time Deleted (1'36.072) - Exceeded track limits
16.57	95	A. DUNA	Time Deleted (1'37.560) - Exceeded track limits
17.06	95	A. DUNA	Time Deleted (1'37.082) - Exceeded track limits

Fastest Laps Sequence

No.	Entrant	Nat	Team	Car	Local Time	Time	Gap	Avg
12	G. PRADEL	AUS	US Racing	Tatuus F4-T421	16:54'56.385	1'50.845		137,251
3	M. POPOV	GRD	PHM AIX Racing	Tatuus F4-T421	16:54'59.295	1'45.006	-5.839	144,883
77	E. YEH	CHN	R-ACE GP	Tatuus F4-T421	16:55'34.014	1'40.745	-4.261	151,011
80	A. POWELL	USA	Prema Racing	Tatuus F4-T421	16:56'02.332	1'40.347	-0.398	151,610
35	K. DARYANANI	IND	Cram Motorsport	Tatuus F4-T421	16:56'21.719	1'40.133	-0.214	151,934
49	A. PETROVIC	SRB	PHM AIX Racing	Tatuus F4-T421	16:56'52.430	1'38.708	-1.425	154,127
18	J. KOLLER	CZE	BVM Racing	Tatuus F4-T421	16:56'54.652	1'37.767	-0.941	155,611
88	L. HODENIUS	NLD	Van Amersfoort Racing	Tatuus F4-T421	16:57'54.395	1'36.985	-0.782	156,865
7	L. SAMMALISTO	FIN	R-ACE GP	Tatuus F4-T421	16:58'57.849	1'36.270	-0.715	158,031
80	A. POWELL	USA	Prema Racing	Tatuus F4-T421	16:59'16.917	1'35.485	-0.785	159,330
31	A. BOHRA	USA	US Racing	Tatuus F4-T421	16:59'17.675	1'35.268	-0.217	159,693
27	F. SLATER	GBR	Prema Racing	Tatuus F4-T421	17:01'49.444	1'35.075	-0.193	160,017
27	F. SLATER	GBR	Prema Racing	Tatuus F4-T421	17:05'02.530	1'34.956	-0.119	160,217
27	F. SLATER	GBR	Prema Racing	Tatuus F4-T421	17:06'37.308	1'34.778	-0.178	160,518

Stewards : Ronny Guarini Franco Leoni Raffaele Giammaria

 Start 16:51 End 17:08
 03/05/2024

Powered by FICr PERUGIA TIMING



ACI Racing Weekend Misano, 4-5 Maggio 2024

Italian F4 Championship - Best Sectors & Speed Qualifying 1

Misano Circuit Sic 58 4.226 m

BEST LAP

1	27	SLATER Freddie	Tatuus F4-T421	1'34.778
2	80	POWELL Alex	Tatuus F4-T421	1'35.047
3	12	PRADEL Gianmarco	Tatuus F4-T421	1'35.238
4	31	BOHRA Akshay	Tatuus F4-T421	1'35.268
5	6	YAMAKOSHI Hiyu	Tatuus F4-T421	1'35.276
6	77	YEH Enzo	Tatuus F4-T421	1'35.279
7	45	BEETON Jack	Tatuus F4-T421	1'35.292
8	16	LARINI Davide	Tatuus F4-T421	1'35.342
9	51	NAKAMURA-BERTA Kean	Tatuus F4-T421	1'35.388
10	14	AL DHAHERI Rashid	Tatuus F4-T421	1'35.500
11	33	STOLCERMANIS Tomass	Tatuus F4-T421	1'35.500
12	50	GOWDA Dion	Tatuus F4-T421	1'35.504
13	23	FRANCOT Reno	Tatuus F4-T421	1'35.510
14	21	ISCHER Ethan	Tatuus F4-T421	1'35.526
15	10	FERREIRA Matheus	Tatuus F4-T421	1'35.670
16	49	PETROVIC Andrej	Tatuus F4-T421	1'35.679
17	71	REHM Maxim	Tatuus F4-T421	1'35.701
18	73	OLIVIERI Emanuele	Tatuus F4-T421	1'35.717
19	36	JONSSON Gustav	Tatuus F4-T421	1'35.723
20	22	FREY Enea	Tatuus F4-T421	1'35.751
21	3	POPOV Maksimilian	Tatuus F4-T421	1'35.821
22	19	ANURAG Kabir	Tatuus F4-T421	1'36.069
23	55	RODELLA Alvise	Tatuus F4-T421	1'36.070
24	11	VIISOREANU Luca	Tatuus F4-T421	1'36.097
25	7	SAMMALISTO Luka	Tatuus F4-T421	1'36.139
26	52	SAVINKOV Oleksandr	Tatuus F4-T421	1'36.210
27	70	MRAD Kamal	Tatuus F4-T421	1'36.242
28	24	ZHANG Shimo	Tatuus F4-T421	1'36.251
29	35	DARYANANI Kai Manesh	Tatuus F4-T421	1'36.271
30	88	HODENIUS Lin	Tatuus F4-T421	1'36.387
31	9	STACK Everett	Tatuus F4-T421	1'36.421
32	8	KOSTIC Andrija	Tatuus F4-T421	1'36.446
33	62	ROBINSON Edward	Tatuus F4-T421	1'36.663
34	95	DUNA Andrei	Tatuus F4-T421	1'36.794
35	18	KOLLER Jan	Tatuus F4-T421	1'36.799
36	54	HOLGUIN Gabriel	Tatuus F4-T421	1'38.128
37	29	BERREBY Nathanael	Tatuus F4-T421	1'39.367

SPEED

1	45	BEETON Jack	Tatuus F4-T421	204,5
2	31	BOHRA Akshay	Tatuus F4-T421	203,4
3	10	FERREIRA Matheus	Tatuus F4-T421	203,4
4	12	PRADEL Gianmarco	Tatuus F4-T421	202,2
5	62	ROBINSON Edward	Tatuus F4-T421	201,5
6	27	SLATER Freddie	Tatuus F4-T421	201,5
7	21	ISCHER Ethan	Tatuus F4-T421	201,1
8	71	REHM Maxim	Tatuus F4-T421	200,7
9	19	ANURAG Kabir	Tatuus F4-T421	200,7
10	88	HODENIUS Lin	Tatuus F4-T421	200,4
11	6	YAMAKOSHI Hiyu	Tatuus F4-T421	200,4
12	11	VIISOREANU Luca	Tatuus F4-T421	200,0
13	18	KOLLER Jan	Tatuus F4-T421	200,0
14	33	STOLCERMANIS Tomass	Tatuus F4-T421	200,0
15	36	JONSSON Gustav	Tatuus F4-T421	200,0
16	80	POWELL Alex	Tatuus F4-T421	200,0
17	77	YEH Enzo	Tatuus F4-T421	200,0
18	73	OLIVIERI Emanuele	Tatuus F4-T421	200,0
19	50	GOWDA Dion	Tatuus F4-T421	199,6
20	9	STACK Everett	Tatuus F4-T421	199,6
21	22	FREY Enea	Tatuus F4-T421	199,6
22	55	RODELLA Alvise	Tatuus F4-T421	199,3
23	35	DARYANANI Kai Manesh	Tatuus F4-T421	199,3
24	23	FRANCOT Reno	Tatuus F4-T421	199,3
25	8	KOSTIC Andrija	Tatuus F4-T421	198,9
26	49	PETROVIC Andrej	Tatuus F4-T421	198,9
27	70	MRAD Kamal	Tatuus F4-T421	198,9
28	54	HOLGUIN Gabriel	Tatuus F4-T421	198,5
29	51	NAKAMURA-BERTA Kean	Tatuus F4-T421	198,5
30	3	POPOV Maksimilian	Tatuus F4-T421	198,5
31	16	LARINI Davide	Tatuus F4-T421	198,5
32	14	AL DHAHERI Rashid	Tatuus F4-T421	198,2
33	7	SAMMALISTO Luka	Tatuus F4-T421	198,2
34	52	SAVINKOV Oleksandr	Tatuus F4-T421	197,8
35	29	BERREBY Nathanael	Tatuus F4-T421	197,4
36	95	DUNA Andrei	Tatuus F4-T421	196,4
37	24	ZHANG Shimo	Tatuus F4-T421	196,0

SEG. 1

1	27	SLATER Freddie	24.299
2	80	POWELL Alex	24.319
3	51	NAKAMURA-BERTA Ke	24.365
4	12	PRADEL Gianmarco	24.394
5	6	YAMAKOSHI Hiyu	24.404
6	45	BEETON Jack	24.416
7	33	STOLCERMANIS Tomas	24.429
8	14	AL DHAHERI Rashid	24.433
9	77	YEH Enzo	24.443
10	31	BOHRA Akshay	24.452
11	50	GOWDA Dion	24.464
12	16	LARINI Davide	24.504
13	36	JONSSON Gustav	24.507
14	7	SAMMALISTO Luka	24.512
15	23	FRANCOT Reno	24.513
16	21	ISCHER Ethan	24.522
17	24	ZHANG Shimo	24.533
18	22	FREY Enea	24.539
19	73	OLIVIERI Emanuele	24.546
20	3	POPOV Maksimilian	24.582
21	49	PETROVIC Andrej	24.585
22	10	FERREIRA Matheus	24.602
23	71	REHM Maxim	24.603
24	19	ANURAG Kabir	24.627
25	11	VIISOREANU Luca	24.659
26	55	RODELLA Alvise	24.661
27	70	MRAD Kamal	24.672
28	35	DARYANANI Kai Manesh	24.689
29	88	HODENIUS Lin	24.699
30	8	KOSTIC Andrija	24.702
31	9	STACK Everett	24.711
32	52	SAVINKOV Oleksandr	24.740
33	62	ROBINSON Edward	24.802
34	95	DUNA Andrei	24.882
35	18	KOLLER Jan	24.991
36	29	BERREBY Nathanael	25.421
37	54	HOLGUIN Gabriel	25.474

SEG. 2

1	27	SLATER Freddie	22.805
2	31	BOHRA Akshay	22.826
3	51	NAKAMURA-BERTA Ke	22.846
4	80	POWELL Alex	22.853
5	12	PRADEL Gianmarco	22.861
6	16	LARINI Davide	22.867
7	10	FERREIRA Matheus	22.872
8	6	YAMAKOSHI Hiyu	22.892
9	21	ISCHER Ethan	22.900
10	77	YEH Enzo	22.910
11	45	BEETON Jack	22.918
12	36	JONSSON Gustav	22.924
13	14	AL DHAHERI Rashid	22.943
14	23	FRANCOT Reno	22.943
15	22	FREY Enea	22.946
16	33	STOLCERMANIS Tomas	22.948
17	73	OLIVIERI Emanuele	22.961
18	55	RODELLA Alvise	23.016
19	50	GOWDA Dion	23.017
20	49	PETROVIC Andrej	23.021
21	71	REHM Maxim	23.023
22	3	POPOV Maksimilian	23.056
23	7	SAMMALISTO Luka	23.061
24	19	ANURAG Kabir	23.077
25	70	MRAD Kamal	23.088
26	35	DARYANANI Kai Manesh	23.099
27	11	VIISOREANU Luca	23.101
28	52	SAVINKOV Oleksandr	23.123
29	24	ZHANG Shimo	23.124
30	18	KOLLER Jan	23.142
31	62	ROBINSON Edward	23.148
32	88	HODENIUS Lin	23.166
33	9	STACK Everett	23.184
34	8	KOSTIC Andrija	23.186
35	95	DUNA Andrei	23.285
36	54	HOLGUIN Gabriel	23.345
37	29	BERREBY Nathanael	23.606

SEG. 3

1	45	BEETON Jack	26.895
2	27	SLATER Freddie	26.902
3	77	YEH Enzo	26.940
4	51	NAKAMURA-BERTA Ke	26.978
5	31	BOHRA Akshay	26.989
6	80	POWELL Alex	27.010
7	10	FERREIRA Matheus	27.028
8	12	PRADEL Gianmarco	27.030
9	16	LARINI Davide	27.030
10	33	STOLCERMANIS Tomas	27.049
11	6	YAMAKOSHI Hiyu	27.081
12	3	POPOV Maksimilian	27.115
13	21	ISCHER Ethan	27.123
14	50	GOWDA Dion	27.132
15	14	AL DHAHERI Rashid	27.142
16	19	ANURAG Kabir	27.157
17	71	REHM Maxim	27.160
18	36	JONSSON Gustav	27.175
19	23	FRANCOT Reno	27.181
20	49	PETROVIC Andrej	27.184
21	55	RODELLA Alvise	27.195
22	73	OLIVIERI Emanuele	27.253
23	22	FREY Enea	27.264
24	9	STACK Everett	27.270
25	88	HODENIUS Lin	27.278
26	52	SAVINKOV Oleksandr	27.290
27	7	SAMMALISTO Luka	27.294
28	24	ZHANG Shimo	27.302
29	11	VIISOREANU Luca	27.309
30	70	MRAD Kamal	27.338
31	8	KOSTIC Andrija	27.370
32	62	ROBINSON Edward	27.372
33	35	DARYANANI Kai Manesh	27.384
34	18	KOLLER Jan	27.421
35	95	DUNA Andrei	27.441
36	54	HOLGUIN Gabriel	27.759
37	29	BERREBY Nathanael	28.091

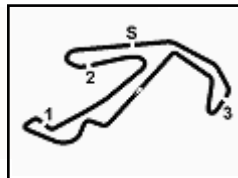
SEG. 4

1	27	SLATER Freddie	20.718
2	16	LARINI Davide	20.782
3	23	FRANCOT Reno	20.796
4	80	POWELL Alex	20.810
5	12	PRADEL Gianmarco	20.828
6	49	PETROVIC Andrej	20.831
7	50	GOWDA Dion	20.839
8	31	BOHRA Akshay	20.847
9	73	OLIVIERI Emanuele	20.849
10	6	YAMAKOSHI Hiyu	20.855
11	77	YEH Enzo	20.865
12	71	REHM Maxim	20.879
13	33	STOLCERMANIS Tomas	20.899
14	10	FERREIRA Matheus	20.904
15	21	ISCHER Ethan	20.909
16	36	JONSSON Gustav	20.927
17	22	FREY Enea	20.929
18	14	AL DHAHERI Rashid	20.938
19	51	NAKAMURA-BERTA Ke	20.938
20	7	SAMMALISTO Luka	20.943
21	70	MRAD Kamal	20.949
22	11	VIISOREANU Luca	20.955
23	3	POPOV Maksimilian	20.965
24	19	ANURAG Kabir	20.969
25	55	RODELLA Alvise	20.988
26	8	KOSTIC Andrija	20.991
27	45	BEETON Jack	21.001
28	35	DARYANANI Kai Manesh	21.004
29	52	SAVINKOV Oleksandr	21.029
30	88	HODENIUS Lin	21.048
31	9	STACK Everett	21.061
32	95	DUNA Andrei	21.078
33	24	ZHANG Shimo	21.133
34	62	ROBINSON Edward	21.171
35	18	KOLLER Jan	21.242
36	54	HOLGUIN Gabriel	21.258
37	29	BERREBY Nathanael	21.895

03/05/2024

Powered by FICr PERUGIA TIMING





ACI Racing Weekend Misano, 4-5 Maggio 2024

Italian F4 Championship - Ideal Time Qualifying 1

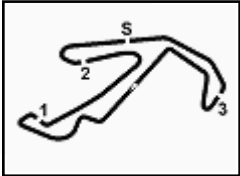
 Misano Circuit Sic 58 4.226 m
1 / 2

No.	Driver	Car	Seg. 1	Seg. 2	Seg. 3	Seg. 4	Ideal Time		
			Diff. 1	Diff. 2	Diff. 3	Diff. 4	Best Lap	Pos.	Diff.
1	27 SLATER F. (GBR)	Tatuus F4-T421	24.299	22.805 +0.054	26.902	20.718	1'34.724	1	0.054
2	80 POWELL A. (USA)	Tatuus F4-T421	24.319	22.853	27.010 +0.039	20.810 +0.016	1'34.992	2	0.055
3	12 PRADEL G. (AUS)	Tatuus F4-T421	24.394 +0.080	22.861	27.030 +0.045	20.828	1'35.113	3	0.125
4	31 BOHRA A. (USA)	Tatuus F4-T421	24.452	22.826 +0.097	26.989 +0.033	20.847 +0.024	1'35.114	4	0.154
5	51 NAKAMURA-BERTA K.	Tatuus F4-T421	24.365 +0.145	22.846 +0.043	26.978 +0.073	20.938	1'35.127	9	0.261
6	77 YEHE E. (CHN)	Tatuus F4-T421	24.443 +0.130	22.901	26.940	20.865	1'35.149	6	0.130
7	16 LARINI D. (ITA)	Tatuus F4-T421	24.504	22.867	27.030	20.782 +0.159	1'35.183	8	0.159
8	45 BEETON J. (AUS)	Tatuus F4-T421	24.416	22.918 +0.062	26.895	21.001	1'35.230	7	0.062
9	6 YAMAKOSHI H. (JPN)	Tatuus F4-T421	24.404	22.892 +0.041	27.081 +0.003	20.855	1'35.232	5	0.044
10	33 STOLCERMANIS T. (LVA)	Tatuus F4-T421	24.429	22.948	27.049	20.899 +0.175	1'35.325	11	0.175
11	10 FERREIRA M. (BRA)	Tatuus F4-T421	24.602	22.872	27.028 +0.002	20.904 +0.262	1'35.406	15	0.264
12	23 FRANCO R. (NLD)	Tatuus F4-T421	24.513	22.943 +0.051	27.181 +0.026	20.796	1'35.433	13	0.077
13	50 GOWDA D. (IND)	Tatuus F4-T421	24.464	23.017 +0.036	27.132 +0.016	20.839	1'35.452	12	0.052
14	21 ISCHER E. (CHE)	Tatuus F4-T421	24.522 +0.021	22.900 +0.051	27.123	20.909	1'35.454	14	0.072
15	14 AL DHAHERI R. (UAE)	Tatuus F4-T421	24.433	22.943	27.142	20.938 +0.044	1'35.456	10	0.044
16	36 JONSSON G. (SWE)	Tatuus F4-T421	24.507 +0.067	22.924 +0.123	27.175	20.927	1'35.533	19	0.190
17	73 OLIVIERI E. (ITA)	Tatuus F4-T421	24.546 +0.003	22.961 +0.045	27.253 +0.028	20.849 +0.032	1'35.609	18	0.108
18	49 PETROVIC A. (SRB)	Tatuus F4-T421	24.585 +0.039	23.021	27.184 +0.019	20.831	1'35.621	16	0.058
19	71 REHM M. (DEU)	Tatuus F4-T421	24.603	23.023	27.160	20.879 +0.036	1'35.665	17	0.036
20	22 FREY E. (CHE)	Tatuus F4-T421	24.539	22.946	27.264 +0.073	20.929	1'35.678	20	0.073
21	3 POPOV M. (GRD)	Tatuus F4-T421	24.582 +0.054	23.056	27.115	20.965 +0.049	1'35.718	21	0.103
22	7 SAMMALISTO L. (FIN)	Tatuus F4-T421	24.512 +0.165	23.061 +0.087	27.294 +0.059	20.943 +0.018	1'35.810	25	0.329
23	19 ANURAG K. (SGP)	Tatuus F4-T421	24.627	23.077 +0.043	27.157	20.969 +0.196	1'35.830	22	0.239
24	55 RODELLA A. (ITA)	Tatuus F4-T421	24.661	23.016	27.195	20.988 +0.210	1'35.860	23	0.210
25	11 VIISOREANU L. (ROU)	Tatuus F4-T421	24.659 +0.046	23.101	27.309 +0.027	20.955	1'36.024	24	0.073
26	70 MRAD K. (AUS)	Tatuus F4-T421	24.672	23.088	27.338 +0.028	20.949 +0.167	1'36.047	27	0.195
27	24 ZHANG S. (CHN)	Tatuus F4-T421	24.533	23.124 +0.106	27.302 +0.038	21.133 +0.015	1'36.092	28	0.159
28	35 DARYANANI K. (IND)	Tatuus F4-T421	24.689 +0.009	23.099	27.384 +0.086	21.004	1'36.176	29	0.095
29	52 SAVINKOV O. (UKR)	Tatuus F4-T421	24.740	23.123	27.290 +0.028	21.029	1'36.182	26	0.028
30	88 HODENIUS L. (NLD)	Tatuus F4-T421	24.699 +0.106	23.166 +0.017	27.278	21.048 +0.073	1'36.191	30	0.196
31	9 STACK E. (USA)	Tatuus F4-T421	24.711	23.184 +0.063	27.270 +0.132	21.061	1'36.226	31	0.195
32	8 KOSTIC A. (SRB)	Tatuus F4-T421	24.702	23.186	27.370 +0.088	20.991 +0.109	1'36.249	32	0.197
33	62 ROBINSON E. (ESP)	Tatuus F4-T421	24.802	23.148	27.372 +0.170	21.171	1'36.493	33	0.170

03/05/2024

Powered by FICr PERUGIA TIMING





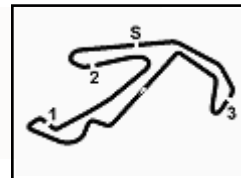
ACI Racing Weekend Misano, 4-5 Maggio 2024

Italian F4 Championship - Ideal Time Qualifying 1

Misano Circuit Sic 58 4.226 m
2 / 2

No. Driver	Car	Seg. 1	Seg. 2	Seg. 3	Seg. 4	Ideal Time			
		Diff. 1	Diff. 2	Diff. 3	Diff. 4	Best Lap	Pos.	Diff.	
34	95 DUNA A. (ROU)	Tatuus F4-T421	24.882 +0.108	23.285	27.441	21.078	1'36.686 1'36.794	34	0.108
35	18 KOLLER J. (CZE)	Tatuus F4-T421	24.991	23.142	27.421	21.242 +0.003	1'36.796 1'36.799	35	0.003
36	54 HOLGUIN G. (VEN)	Tatuus F4-T421	25.474	23.345 +0.070	27.759 +0.175	21.258 +0.047	1'37.836 1'38.128	36	0.292
37	29 BERREBY N. (CHE)	Tatuus F4-T421	25.421 +0.072	23.606 +0.006	28.091	21.895 +0.276	1'39.013 1'39.367	37	0.354
Overall Ideal Time			24.299	22.805	26.895	20.718	1'34.717		





ACI Racing Weekend Misano, 4-5 Maggio 2024

Italian F4 Championship - Chronological Analysis Qualifying 1

Misano Circuit Sic 58.4.226 m

1 / 4

3 M. POPOV (1'35.821)							
Lap	Seg.1	Seg.2	Seg.3	Seg.4	Lap Time	km/h	Local Time
1		26.035	29.970	22.413	182,4		
2	26.308	26.163	29.756	22.779	1'45.006	193,2	16:54'59.295
3	25.689	24.981	31.850	25.566	1'48.086	181,8	16:56'47.381
4	25.550	24.685	30.446	31.102	1'51.783	195,7	16:58'39.164
5	24.949	23.078	27.207	21.166	1'36.400	198,5	17:00'15.564
6	24.737	23.231	27.351	21.075	1'36.394	196,7	17:01'51.958
7	24.582	23.154	27.285	21.120	1'36.141	198,5	17:03'28.099
8	24.692	23.175	27.151	20.965	1'35.983	197,8	17:05'04.082
9	24.636	23.056	27.115	21.014	1'35.821	198,5	17:06'39.903

1		25.867	30.830	22.660			184,9
2	25.787	24.041	28.393	22.789	1'41.010	192,5	16:56'04.015
3	24.784	23.864	28.310	22.141	1'39.099	196,7	16:57'43.114
4	24.625	22.905	27.129	21.107	1'35.766	200,4	16:59'18.880
5	24.647	22.951	27.160	21.047	1'35.805	203,4	17:00'54.685
6	24.602	22.975	27.093	21.009	1'35.679	198,5	17:02'30.364
7	24.617	23.003	32.109	22.880	1'42.609	165,4	17:04'12.973
8	24.860	22.981	27.028	20.904	1'35.773	201,9	17:05'48.746
9	24.602	22.872	27.030	21.166	1'35.670	202,2	17:07'24.416

6 H. YAMAKOSHI (1'35.276)							
Lap	Seg.1	Seg.2	Seg.3	Seg.4	Lap Time	km/h	Local Time
1		25.714	29.676	22.778	194,2		
2	28.044	24.622	28.452	22.081	1'43.199	192,9	16:56'09.658
3	25.736	23.806	28.258	21.233	1'39.033	195,3	16:57'48.691
4	24.716	22.966	27.109	20.975	1'35.766	198,9	16:59'24.457
5	24.504	22.933	27.152	21.015	1'35.604	198,2	17:01'00.061
6	24.637	23.024	27.683	21.256	1'36.600	200,4	17:02'36.661
7	24.475	22.892	27.081	21.154	1'35.602	198,5	17:04'12.263
8	29.232	23.487	27.278	21.023	1'41.020	198,5	17:05'53.283
9	24.404	22.933	27.084	20.855	1'35.276	198,2	17:07'28.559

11 L. VIISOREANU (1'36.097)							
Lap	Seg.1	Seg.2	Seg.3	Seg.4	Lap Time	km/h	Local Time
1							
2	51.855	28.115	33.106	24.028	2'17.104P	156,7	16:54'51.878
3	27.075	24.553	29.988	22.373	1'43.989	179,1	16:56'35.867
4	26.126	24.770	28.663	21.133	1'40.692	188,2	16:58'16.559
5	24.822	23.164	27.309	20.991	1'36.286	200,0	16:59'52.845
6	24.673	23.211	27.425	21.179	1'36.488	199,6	17:01'29.333
7	24.659	23.200	27.371	21.167	1'36.397	199,3	17:03'05.730
8	24.723	23.177	27.373	21.084	1'36.357	200,0	17:04'42.087
9	24.705	23.101	27.336	20.955	1'36.097	198,9	17:06'18.184

7 L. SAMMALISTO (1'36.139)							
Lap	Seg.1	Seg.2	Seg.3	Seg.4	Lap Time	km/h	Local Time
1							
2	45.238	26.075	29.402	22.261	2'02.976P	193,9	16:53'55.160
3	25.795	25.612	32.271	21.381	1'45.059	163,1	16:55'40.219
4	24.703	23.297	31.593	21.767	1'41.360	167,4	16:57'21.579
5	24.816	23.150	27.361	20.943	1'36.270	198,2	16:58'57.849
6	24.677	23.148	27.353	20.961	1'36.139	196,7	17:00'33.988
7	24.634	23.061	27.387	25.588	1'40.670	197,8	17:02'14.658
8	24.696	23.062	27.385	21.070	1'36.213	196,4	17:03'50.871
9	26.014	25.866	28.997	21.006	1'41.883	173,1	17:05'32.754
10	24.512	23.143	27.294	21.368	1'36.317	197,1	17:07'09.071

12 G. PRADEL (1'35.238)							
Lap	Seg.1	Seg.2	Seg.3	Seg.4	Lap Time	km/h	Local Time
1		26.399	30.069	22.734		194,9	
2	31.795	25.733	30.528	22.789	1'50.845	191,2	16:54'56.385
3	26.200	24.758	32.749	24.391	1'48.098	173,1	16:56'44.483
4	26.002	25.947	29.507	26.264	1'47.720	192,2	16:58'32.203
5	24.633	23.010	27.129	20.943	1'35.715	200,7	17:00'07.918
6	24.394	22.985	27.047	20.874	1'35.300	200,0	17:01'43.218
7	24.593	22.977	27.030	20.977	1'35.577	202,2	17:03'18.795
8	29.855	23.782	27.201	20.869	1'41.707	201,1	17:05'00.502
9	24.474	22.861	27.075	20.828	1'35.238	201,9	17:06'35.740

8 A. KOSTIC (1'36.446)							
Lap	Seg.1	Seg.2	Seg.3	Seg.4	Lap Time	km/h	Local Time
1		27.806	31.559	23.370	173,9		
2	26.990	24.255	28.597	21.429	1'41.271	188,8	16:56'18.629
3	24.931	23.741	27.554	21.031	1'37.257	195,7	16:57'55.886
4	24.839	23.315	27.370	21.086	1'36.610	198,9	16:59'32.496
5	24.787	23.253	27.456	20.991	1'36.487	198,2	17:01'08.983
6	24.738	23.223	27.498	21.111	1'36.570	198,2	17:02'45.553
7	24.702	23.186	27.458	21.100	1'36.446	198,5	17:04'21.999
8	26.932	25.243	28.866	21.134	1'42.175	198,5	17:06'04.174

14 R. AL DHAHERI (1'35.500)							
Lap	Seg.1	Seg.2	Seg.3	Seg.4	Lap Time	km/h	Local Time
1		26.678	30.419	22.878		179,7	
2	26.515	24.788	33.050	23.791	1'48.144	171,2	16:56'43.036
3	26.071	26.276	29.819	25.370	1'47.536	182,4	16:58'30.572
4	24.563	23.123	27.246	20.991	1'35.923	197,8	17:00'06.495
5	24.530	23.036	27.217	20.938	1'35.721	197,4	17:01'42.216
6	24.544	23.072	28.573	21.333	1'37.522	179,1	17:03'19.738
7	24.433	22.943	27.142	20.982	1'35.500	197,8	17:04'55.238
8	24.452	22.955	27.176	21.009	1'35.592	198,2	17:06'30.830

9 E. STACK (1'36.421)							
Lap	Seg.1	Seg.2	Seg.3	Seg.4	Lap Time	km/h	Local Time
1		26.387	29.830	22.927	191,2		
2	26.561	24.674	29.038	21.821	1'42.094	186,5	16:56'12.395
3	25.942	23.989	28.117	21.749	1'39.797	197,1	16:57'52.192
4	24.857	23.507	27.497	21.193	1'37.054	197,4	16:59'29.246
5	24.711	23.247	27.402	21.061	1'36.421	196,4	17:01'05.667
6	24.753	23.221	27.270	21.510	1'36.754	199,6	17:02'42.421
7	24.865	23.184	27.502	21.098	1'36.649	198,2	17:04'19.070
8	25.072	23.300	27.514	21.203	1'37.089	199,6	17:05'56.159
9	26.409	23.448	27.909		197,8		

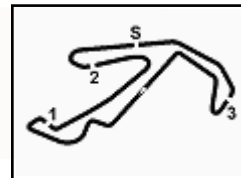
16 D. LARINI (1'35.342)							
Lap	Seg.1	Seg.2	Seg.3	Seg.4	Lap Time	km/h	Local Time
1		27.036	34.803	26.318		152,8	
2	28.497	23.916	28.092	21.915	1'42.420C	191,5	16:55'09.797
3	25.638	24.335	28.356	22.881	1'41.210	190,1	16:56'51.007
4	25.728	25.032	31.287	28.255	1'50.302	187,5	16:58'41.309
5	24.680	23.088	27.277	20.985	1'36.030	196,0	17:00'17.339
6	24.647	22.981	27.198	20.782	1'35.608	198,5	17:01'52.947
7	24.602	22.987	27.124	20.853	1'35.566	198,2	17:03'28.513
8	24.710	23.561	28.941	20.843	1'38.055	182,1	17:05'06.568
9	24.504	22.867	27.030	20.941	1'35.342	197,4	17:06'41.910

10 M. FERREIRA (1'35.670)							
Lap	Seg.1	Seg.2	Seg.3	Seg.4	Lap Time	km/h	Local Time
1							
2	26.967	27.591	28.871	21.873	1'45.302	200,0	16:55'16.885
3	25.274	23.338	27.672	21.483	1'37.767	199,3	16:56'54.652

18 J. KOLLER (1'36.799)							
Lap	Seg.1	Seg.2	Seg.3	Seg.4	Lap Time	km/h	Local Time
1		27.997	30.424	23.074		192,2	
2	26.967	27.591	28.871	21.873	1'45.302	200,0	16:55'16.885
3	25.274	23.338	27.672	21.483	1'37.767	199,3	16:56'54.652

03/05/2024 P = Pits In/Out - C = Lap Time Cancelled





ACI Racing Weekend Misano, 4-5 Maggio 2024

Italian F4 Championship - Chronological Analysis Qualifying 1

Misano Circuit Sic 58.4.226 m

2 / 4

4	25.201	23.148	31.426	30.978	1'50.753	177,9	16:58'45.405	4	24.997	23.402	29.160	21.371	1'38.930	174,8	16:58'05.607
5	24.991	23.142	27.421	21.245	1'36.799	200,0	17:00'22.204	5	24.655	23.207	27.302	21.133	1'36.297	196,0	16:59'41.904
6	25.324	23.312	27.831	21.276	1'37.743	198,2	17:01'59.947	6	24.533	23.230	27.340	21.148	1'36.251	195,3	17:01'18.155
7	25.035	23.162	27.566	21.242	1'37.005	199,3	17:03'36.952	7	24.809	23.276	27.474	21.143	1'36.702	194,9	17:02'54.857
8	25.298	23.625	29.647	21.295	1'39.865	167,4	17:05'16.817	8	24.679	23.148	27.458	21.199	1'36.484	196,0	17:04'31.341
9	26.057	24.977	33.324	40.457	2'04.815P	128,3	17:07'21.632	9	24.699	23.124	27.477	22.204	1'37.504	195,7	17:06'08.845

19 K. ANURAG (1'36.069)							
Lap	Seg.1	Seg.2	Seg.3	Seg.4	Lap Time	km/h	Local Time
1		25.491	28.857	22.923		193,9	
2	26.653	23.963	27.912	21.931	1'40.459	196,4	16:56'07.348
3	24.915	23.266	27.557	22.902	1'38.640	199,3	16:57'45.998
4	24.696	23.173	27.318	21.116	1'36.303	200,7	16:59'22.291
5	24.828	23.275	27.303	21.069	1'36.475	199,3	17:00'58.766
6	24.671	23.470	28.928	21.432	1'38.501	191,5	17:02'37.267
7	24.735	23.394	27.286	21.130	1'36.545	198,9	17:04'13.812
8	24.751	23.077	27.276	20.969	1'36.073	200,0	17:05'49.885
9	24.627	23.120	27.157	21.165	1'36.069	200,0	17:07'25.954

27 F. SLATER (1'34.778)							
Lap	Seg.1	Seg.2	Seg.3	Seg.4	Lap Time	km/h	Local Time
1		26.475	29.683	22.872		191,8	
2	26.341	24.202	28.754	22.816	1'42.113	193,9	16:56'50.135
3	26.136	24.567	31.805	26.109	1'48.617	182,4	16:58'38.752
4	24.719	23.008	27.088	20.802	1'35.617	200,0	17:00'14.369
5	24.450	22.815	27.036	20.774	1'35.075	199,6	17:01'49.444
6	24.854	24.436	27.850	20.990	1'38.130	200,4	17:03'27.574
7	24.327	22.805	27.036	20.788	1'34.956	201,1	17:05'02.530
8	24.299	22.859	26.902	20.718	1'34.778	201,5	17:06'37.308

21 E. ISCHER (1'35.526)							
Lap	Seg.1	Seg.2	Seg.3	Seg.4	Lap Time	km/h	Local Time
1							
2	49.000	25.797	31.510	23.146	2'09.453P	125,0	16:53'20.170
3	26.903	25.793	30.365	22.227	1'45.288	155,4	16:55'05.458
4	25.422	23.706	30.270	23.480	1'42.878	185,2	16:56'48.336
5	24.993	24.438	29.565	29.643	1'48.639	192,5	16:58'36.975
6	24.641	22.969	27.145	21.132	1'35.887	199,3	17:00'12.862
7	24.522	22.900	27.171	20.953	1'35.546	200,0	17:01'48.408
8	24.652	24.222	27.174	21.032	1'37.080	197,4	17:03'25.488
9	24.543	22.951	27.123	20.909	1'35.526	201,1	17:05'01.014
10	24.656	22.900	27.328			197,8	

29 N. BERREBY (1'39.367)							
Lap	Seg.1	Seg.2	Seg.3	Seg.4	Lap Time	km/h	Local Time
1							
2	45.154	26.464	31.200	23.549	2'06.367P	191,5	16:53'36.799
3	26.983	25.333	29.860	23.102	1'45.278	192,5	16:55'22.077
4	26.519	24.481	29.663	22.407	1'43.070	196,4	16:57'05.147
5	25.803	24.162	28.698	23.004	1'41.667	194,9	16:58'46.814
6	27.199	24.062	28.783	21.995	1'42.039	196,0	17:00'28.853
7	25.755	24.387	28.453	22.116	1'40.711	194,2	17:02'09.564
8	25.816	23.606	28.441	21.895	1'39.758	197,4	17:03'49.322
9	25.421	23.775	28.714	21.960	1'39.870	194,9	17:05'29.192
10	25.493	23.612	28.091	22.171	1'39.367	196,0	17:07'08.559

22 E. FREY (1'35.751)							
Lap	Seg.1	Seg.2	Seg.3	Seg.4	Lap Time	km/h	Local Time
1							
2	48.804	26.503	35.619	24.511	2'15.437P	128,7	16:53'27.251
3	29.371	27.350	34.329	27.319	1'58.369	169,8	16:55'25.620
4	28.649	28.800	31.780	21.760	1'50.989	185,9	16:57'16.609
5	24.628	23.140	27.264	21.015	1'36.047C	198,5	16:58'52.656
6	24.722	23.014	31.283	21.515	1'40.534C	198,9	17:00'33.190
7	24.573	23.033	27.268	21.529	1'36.403C	199,6	17:02'09.593
8	25.060	23.490	28.355	20.933	1'37.838	197,1	17:03'47.431
9	24.539	22.946	27.337	20.929	1'35.751	196,4	17:05'23.182
10	24.638	22.995	27.574	21.184	1'36.391	199,3	17:06'59.573

31 A. BOHRA (1'35.268)							
Lap	Seg.1	Seg.2	Seg.3	Seg.4	Lap Time	km/h	Local Time
1		25.934	30.817	22.629		183,1	
2	25.673	24.132	28.447	22.426	1'40.678	193,5	16:56'03.295
3	24.807	24.216	28.321	21.768	1'39.112	193,2	16:57'42.407
4	24.452	22.923	27.022	20.871	1'35.268	202,2	16:59'17.675
5	24.510	22.903	27.073	20.847	1'35.333	202,2	17:00'53.008
6	28.155	26.031	27.487	21.107	1'42.780	201,1	17:02'35.788
7	24.541	22.892	27.046	21.661	1'36.140	201,1	17:04'11.928
8	24.617	22.920	27.009	21.501	1'36.047	203,0	17:05'47.975
9	24.565	22.826	26.989	20.892	1'35.272	203,4	17:07'23.247

23 R. FRANCO (1'35.510)							
Lap	Seg.1	Seg.2	Seg.3	Seg.4	Lap Time	km/h	Local Time
1							
2	54.006	27.253	31.156	22.569	2'14.984P	171,4	16:54'41.170
3	26.231	25.634	30.131	22.484	1'44.480	174,8	16:56'25.650
4	25.196	23.574	28.746	21.113	1'38.629	198,2	16:58'04.279
5	24.659	23.051	27.181	20.925	1'35.816	198,5	16:59'40.095
6	24.635	22.943	27.206	20.848	1'35.632	198,2	17:01'15.727
7	24.531	22.945	27.181	20.952	1'35.609	197,8	17:02'51.336
8	24.517	23.084	27.238	20.989	1'35.828	199,3	17:04'27.164
9	24.513	22.994	27.207	20.796	1'35.510	199,3	17:06'02.674

33 T. STOLCERMANIS (1'35.500)							
Lap	Seg.1	Seg.2	Seg.3	Seg.4	Lap Time	km/h	Local Time
1		26.207	29.381	22.573		190,5	
2	25.939	25.071	30.695	23.181	1'44.886	172,8	16:56'46.854
3	25.688	24.540	29.867	26.848	1'46.943	193,9	16:58'33.797
4	25.678	23.254	27.291	20.933	1'37.156	199,6	17:00'10.953
5	24.517	22.964	27.176	20.899	1'35.556	199,3	17:01'46.509
6	24.429	22.948	27.049	21.074	1'35.500	198,5	17:03'22.009
7	25.086	24.771	30.440	21.348	1'41.645	183,1	17:05'03.654
8	24.516	22.972	27.130	21.217	1'35.835	200,0	17:06'39.489

24 S. ZHANG (1'36.251)							
Lap	Seg.1	Seg.2	Seg.3	Seg.4	Lap Time	km/h	Local Time
1							
2	53.619	27.179	32.036	22.861	2'15.695P	177,9	16:54'43.432
3	26.147	24.567	30.565	21.966	1'43.245	186,9	16:56'26.677

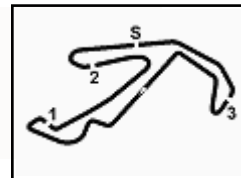
35 K. DARYANANI (1'36.271)							
Lap	Seg.1	Seg.2	Seg.3	Seg.4	Lap Time	km/h	Local Time
1							
2	50.678	26.614	29.899	22.444	2'09.635P	193,9	16:54'41.586
3	26.217	24.032	28.380	21.504	1'40.133	192,2	16:56'21.719
4	25.121	23.401	27.678	21.317	1'37.517	198,5	16:57'59.236
5	24.910	23.195	27.384	21.179	1'36.668	196,0	16:59'35.904
6	24.822	23.327	27.467	21.107	1'36.723	196,4	17:01'12.627

03/05/2024

P = Pits In/Out - C = Lap Time Cancelled

Powered by FICr PERUGIA TIMING





ACI Racing Weekend Misano, 4-5 Maggio 2024

Italian F4 Championship - Chronological Analysis Qualifying 1

Misano Circuit Sic 58 4.226 m

3 / 4

7	24.689	23.173	27.422	21.039	1'36.323	198,9	17:02'48.950
8	24.698	23.099	27.470	21.004	1'36.271	199,3	17:04'25.221
9	24.745	23.224	27.702	21.157	1'36.828	197,4	17:06'02.049

36 G. JONSSON (1'35.723)							
Lap	Seg.1	Seg.2	Seg.3	Seg.4	Lap Time	km/h	Local Time
1		26.721	30.021	22.741		182,7	
2	26.605	24.583	29.112	21.457	1'41.757	191,8	16:56'10.537
3	26.205	23.477	28.280	22.496	1'40.458	193,9	16:57'50.995
4	24.569	22.976	27.183	21.034	1'35.762	198,5	16:59'26.757
5	24.574	23.047	27.175	20.927	1'35.723	198,5	17:01'02.480
6	24.507	23.127	27.213	20.905	1'35.752C	198,9	17:02'38.232
7	24.785	23.058	27.477	24.601	1'39.921C	200,0	17:04'18.153
8	24.615	23.101	27.183	21.034	1'35.933	199,6	17:05'54.086
9	24.746	22.924	27.519	21.262	1'36.451C	199,3	17:07'30.537

45 J. BEETON (1'35.292)							
Lap	Seg.1	Seg.2	Seg.3	Seg.4	Lap Time	km/h	Local Time
1		25.527	30.970	22.801		191,8	
2	25.878	24.136	28.353	22.996	1'41.363	193,5	16:56'04.999
3	24.638	23.325	28.351	22.555	1'38.869	198,5	16:57'43.869
4	24.456	22.992	27.046	21.057	1'35.551	202,6	16:59'19.419
5	24.626	22.918	27.455	21.103	1'36.102	202,6	17:00'55.521
6	24.706	22.932	27.086	21.067	1'35.791	202,2	17:02'31.312
7	24.584	23.015	26.992	29.373	1'43.964	198,9	17:04'15.276
8	25.080	23.065	27.688	23.609	1'39.442	200,0	17:05'54.718
9	24.416	22.980	26.895	21.001	1'35.292	204,5	17:07'30.010

49 A. PETROVIC (1'35.679)							
Lap	Seg.1	Seg.2	Seg.3	Seg.4	Lap Time	km/h	Local Time
1		27.286	32.319	23.888		158,4	
2	28.687	26.883	28.278	21.447	1'45.295	191,8	16:55'13.722
3	24.945	23.851	27.919	21.993	1'38.708	197,1	16:56'52.430
4	25.509	24.586	31.002	28.905	1'50.002	177,6	16:58'42.432
5	24.703	23.094	27.190	21.004	1'35.991	197,8	17:00'18.423
6	24.671	23.068	27.246	20.943	1'35.928	198,2	17:01'54.351
7	24.624	23.021	27.203	20.831	1'35.679	198,9	17:03'30.030
8	26.472	25.111	28.142	20.942	1'40.667	196,4	17:05'10.697
9	24.585	23.029	27.184	20.919	1'35.717	197,1	17:06'46.414

50 D. GOWDA (1'35.504)							
Lap	Seg.1	Seg.2	Seg.3	Seg.4	Lap Time	km/h	Local Time
1		26.524	30.052	23.120		189,1	
2	26.800	24.516	28.876	23.539	1'43.731	192,2	16:56'49.033
3	25.540	24.540	30.465	26.492	1'47.037	195,3	16:58'36.070
4	24.727	23.098	27.132	20.956	1'35.913	198,5	17:00'11.983
5	24.645	23.037	27.169	20.948	1'35.799	199,6	17:01'47.782
6	24.643	23.031	27.174	20.921	1'35.769	198,2	17:03'23.551
7	24.612	23.017	27.205	21.012	1'35.846	198,2	17:04'59.397
8	24.464	23.053	27.148	20.839	1'35.504	197,8	17:06'34.901

51 K. NAKAMURA-BERTA (1'35.388)							
Lap	Seg.1	Seg.2	Seg.3	Seg.4	Lap Time	km/h	Local Time
1		26.139	29.820	22.509		190,5	
2	25.961	24.764	31.644	24.889	1'47.258	185,2	16:56'45.734
3	25.686	25.716	29.443	27.215	1'48.060	198,2	16:58'33.794
4	24.814	23.208	27.139	20.911	1'36.072C	198,2	17:00'09.866
5	24.374	22.951	27.094	21.015	1'35.434	197,1	17:01'45.300
6	24.510	22.889	27.051	20.938	1'35.388	196,4	17:03'20.688
7	24.414	23.297	27.454	21.025	1'36.190	197,8	17:04'56.878
8	24.365	22.846	26.978	21.633	1'35.822	198,5	17:06'32.700

52 O. SAVINKOV (1'36.210)							
Lap	Seg.1	Seg.2	Seg.3	Seg.4	Lap Time	km/h	Local Time
1							
2	48.849	27.076	29.303	23.389	2'08.617P	192,5	16:54'45.404
3	26.418	25.948	30.037	22.566	1'44.969	173,1	16:56'30.373
4	24.926	23.188	27.586	23.230	1'38.930	197,8	16:58'09.303
5	24.912	23.174	27.290	21.236	1'36.612	197,8	16:59'45.915
6	24.859	23.152	27.503	21.066	1'36.580	196,7	17:01'22.495
7	24.740	23.123	27.318	21.029	1'36.210	197,4	17:02'58.705
8	24.801	23.144	27.427	21.224	1'36.596	197,1	17:04'35.301
9	24.980	23.329	27.595		196,4		

54 G. HOLGUIN (1'38.128)							
Lap	Seg.1	Seg.2	Seg.3	Seg.4	Lap Time	km/h	Local Time
1							
2	46.686	27.623	31.163	23.823	2'09.295P	182,7	16:53'37.897
3	26.788	24.694	31.081	25.684	1'48.247	177,0	16:55'26.144
4	26.417	24.064	28.222	21.857	1'40.560	194,9	16:57'06.704
5	26.511	23.712	27.850	22.127	1'40.200	198,5	16:58'46.904
6	26.437	23.645	27.928	21.258	1'39.268	197,8	17:00'26.172
7	25.573	23.381	27.970	21.305	1'38.229	196,0	17:02'04.401
8	26.192	23.806	27.759	21.307	1'39.064	198,2	17:03'43.465
9	25.474	23.415	27.934	21.305	1'38.128	195,7	17:05'21.593
10	25.487	23.345	27.793	22.110	1'38.735	198,5	17:07'00.328

55 A. RODELLA (1'36.070)							
Lap	Seg.1	Seg.2	Seg.3	Seg.4	Lap Time	km/h	Local Time
1		26.529	30.014	22.971		196,4	
2	26.610	24.569	28.919	21.793	1'41.891	196,4	16:56'11.759
3	26.106	23.652	28.266	21.905	1'39.929	197,8	16:57'51.688
4	24.761	23.163	27.233	21.076	1'36.233	198,9	16:59'27.921
5	24.676	23.109	27.330	21.074	1'36.189	197,4	17:01'04.110
6	24.741	23.078	27.322	21.030	1'36.171	198,2	17:02'40.281
7	24.684	23.039	27.408	21.082	1'36.213	197,8	17:04'16.494
8	27.138	23.417	27.360	20.988	1'38.903	198,2	17:05'55.397
9	24.661	23.016	27.195	21.198	1'36.070	199,3	17:07'31.467

62 E. ROBINSON (1'36.663)							
Lap	Seg.1	Seg.2	Seg.3	Seg.4	Lap Time	km/h	Local Time
1							
2	50.177	27.308	32.300	23.679	2'13.464P	159,8	16:53'28.913
3	28.965	27.540	28.302	21.484	1'46.291	196,7	16:55'15.204
4	25.029	23.377	27.706	22.967	1'39.079	201,5	16:56'54.283
5	25.035	24.147	30.461	30.875	1'50.518	190,1	16:58'44.801
6	24.940	23.279	27.418	21.175	1'36.812	198,5	17:00'21.613
7	24.802	23.148	27.542	21.171	1'36.663	199,3	17:01'58.276
8	24.980	23.189	27.615	21.278	1'37.062	197,8	17:03'35.338
9	24.910	23.223	27.382	21.193	1'36.708	199,6	17:05'12.046
10	24.826	23.210	27.372	21.330	1'36.738	200,0	17:06'48.784

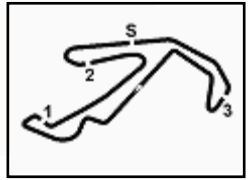
70 K. MRAD (1'36.242)							
Lap	Seg.1	Seg.2	Seg.3	Seg.4	Lap Time	km/h	Local Time
1		27.570	34.762	26.339		144,4	
2	30.503	27.300	28.489	21.408	1'47.700	192,5	16:55'14.669
3	24.960	23.378	28.123	22.412	1'38.873	195,3	16:56'53.542
4	24.972	24.476	30.881	29.613	1'49.942	177,0	16:58'43.484
5	24.852	23.173	27.338	20.974	1'36.337	197,8	17:00'19.821
6	24.709	23.168	27.439	21.109	1'36.425	196,0	17:01'56.246
7	24.869	25.488	30.799	21.826	1'42.982	173,4	17:03'39.228
8	24.672	23.088	27.366	21.116	1'36.242	198,9	17:05'15.470
9	24.719	23.239	27.417	20.949	1'36.324	197,1	17:06'51.794

03/05/2024

P = Pits In/Out - C = Lap Time Cancelled

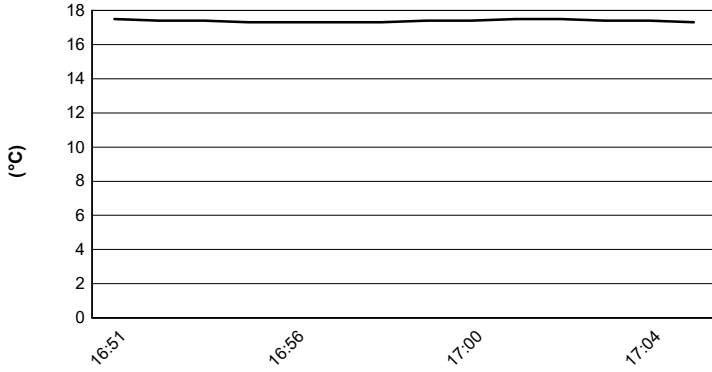
Powered by FICr PERUGIA TIMING



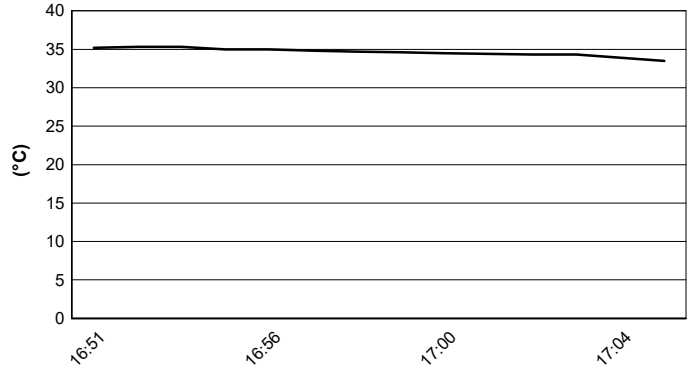


ACI Racing Weekend Misano, 4-5 Maggio 2024
Italian F4 Championship - Weather Report Qualifying 1
 Session started 16:51 - Session ended 17:08


Air Temperature



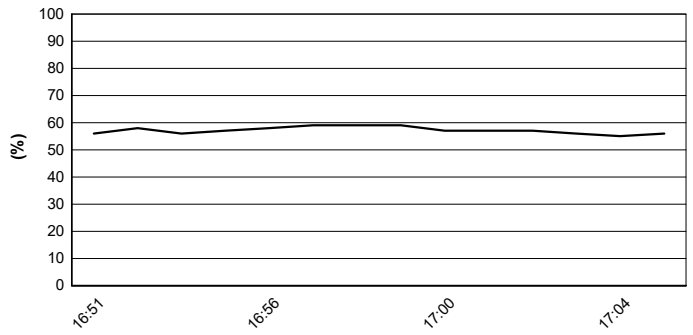
Track Temperature



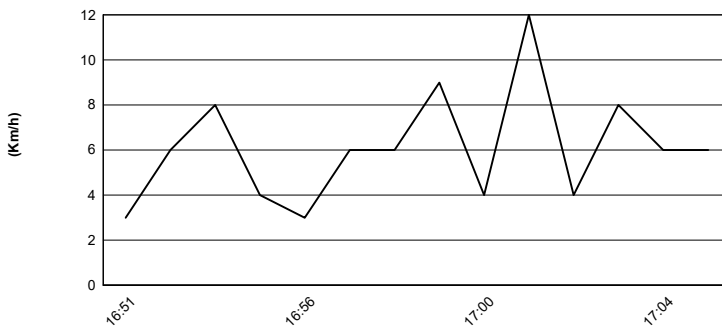
Air Pressure



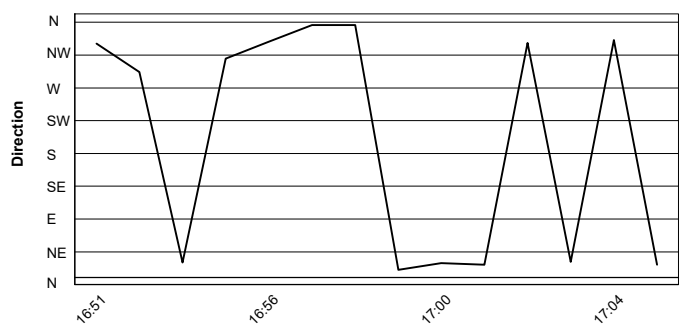
Humidity



Wind Speed

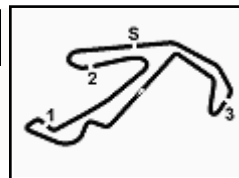


Wind Direction



03/05/2024





ACI Racing Weekend Misano, 4-5 Maggio 2024

Italian F4 Championship - Results - Second Fastest Lap Qualifying 1

Misano Circuit Sic 58 4.226 m

No.	Driver	Nat	Entrant	Team	Car	Class	Time	Gap	Rel.	Laps
1	27 SLATER Freddie	GBR	Prema Racing	Prema Racing	Tatuus F4-T421		1'34.956			7
2	80 POWELL Alex	USA	Prema Racing	Prema Racing	Tatuus F4-T421	R	1'35.171	0.215	0.215	8
3	31 BOHRA Akshay	USA	US Racing	US Racing	Tatuus F4-T421		1'35.272	0.316	0.101	8
4	12 PRADEL Gianmarco	AUS	US Racing	US Racing	Tatuus F4-T421		1'35.300	0.344	0.028	8
5	51 NAKAMURA-BERTA Kean	JPN	Prema Racing	Prema Racing	Tatuus F4-T421	R	1'35.434	0.478	0.134	7
6	21 ISCHER Ethan	CHE	Jenzer Motorsport	Jenzer Motorsport	Tatuus F4-T421		1'35.546	0.590	0.112	8
7	45 BEETON Jack	AUS	US Racing	US Racing	Tatuus F4-T421		1'35.551	0.595	0.005	8
8	33 STOLCERMANIS Tomass	LVA	Prema Racing	Prema Racing	Tatuus F4-T421	R	1'35.556	0.600	0.005	7
9	16 LARINI Davide	ITA	PHM AIX Racing	PHM AIX Racing	Tatuus F4-T421		1'35.566	0.610	0.010	8
10	14 AL DHAHERI Rashid	UAE	Prema Racing	Prema Racing	Tatuus F4-T421		1'35.592	0.636	0.026	7
11	6 YAMAKOSHI Hiya	JPN	Van Amersfoort Racing	Van Amersfoort Racing	Tatuus F4-T421		1'35.602	0.646	0.010	8
12	23 FRANCO Reno	NLD	Jenzer Motorsport	Jenzer Motorsport	Tatuus F4-T421		1'35.609	0.653	0.007	8
13	10 FERREIRA Matheus	BRA	US Racing	US Racing	Tatuus F4-T421		1'35.679	0.723	0.070	8
14	77 YEH Enzo	CHN	R-ACE GP	R-ACE GP	Tatuus F4-T421	R	1'35.704	0.748	0.025	8
15	49 PETROVIC Andrej	SRB	PHM AIX Racing	PHM AIX Racing	Tatuus F4-T421	R	1'35.717	0.761	0.013	8
16	36 JONSSON Gustav	SWE	Van Amersfoort Racing	Van Amersfoort Racing	Tatuus F4-T421		1'35.762	0.806	0.045	8
17	50 GOWDA Dion	IND	Prema Racing	Prema Racing	Tatuus F4-T421		1'35.769	0.813	0.007	7
18	73 OLIVIERI Emanuele	ITA	AKM Motorsport	AKM Motorsport	Tatuus F4-T421	R	1'35.779	0.823	0.010	8
19	71 REHM Maxim	DEU	US Racing	US Racing	Tatuus F4-T421	R	1'35.928	0.972	0.149	8
20	3 POPOV Maksimilian	GRD	PHM AIX Racing	PHM AIX Racing	Tatuus F4-T421	R	1'35.983	1.027	0.055	8
21	19 ANURAG Kabir	SGP	US Racing	US Racing	Tatuus F4-T421	R	1'36.073	1.117	0.090	8
22	55 RODELLA Alvisè	ITA	Van Amersfoort Racing	Van Amersfoort Racing	Tatuus F4-T421		1'36.171	1.215	0.098	8
23	7 SAMMALISTO Luka	FIN	R-ACE GP	R-ACE GP	Tatuus F4-T421	R	1'36.213	1.257	0.042	9
24	11 VIISOREANU Luca	ROU	Real Racing	Real Racing	Tatuus F4-T421	R	1'36.286	1.330	0.073	8
25	24 ZHANG Shimo	CHN	Jenzer Motorsport	Jenzer Motorsport	Tatuus F4-T421	R	1'36.297	1.341	0.011	8
26	35 DARYANANI Kai Manesh	IND	Cram Motorsport	Cram Motorsport	Tatuus F4-T421		1'36.323	1.367	0.026	8
27	70 MRAD Kamal	AUS	PHM AIX Racing	PHM AIX Racing	Tatuus F4-T421	R	1'36.324	1.368	0.001	8
28	22 FREY Enea	CHE	Jenzer Motorsport	Jenzer Motorsport	Tatuus F4-T421	R	1'36.391	1.435	0.067	9
29	88 HODENIUS Lin	NLD	Van Amersfoort Racing	Van Amersfoort Racing	Tatuus F4-T421		1'36.393	1.437	0.002	7
30	8 KOSTIC Andrija	SRB	Van Amersfoort Racing	Van Amersfoort Racing	Tatuus F4-T421	R	1'36.487	1.531	0.094	7
31	52 SAVINKOV Oleksandr	UKR	AKM Motorsport	AKM Motorsport	Tatuus F4-T421	R	1'36.580	1.624	0.093	7
32	9 STACK Everett	USA	PHM AIX Racing	PHM AIX Racing	Tatuus F4-T421		1'36.649	1.693	0.069	7
33	62 ROBINSON Edward	ESP	AS Motorsport	AS Motorsport	Tatuus F4-T421	R	1'36.708	1.752	0.059	9
34	18 KOLLER Jan	CZE	BVM Racing	BVM Racing	Tatuus F4-T421	R	1'37.005	2.049	0.297	8
35	95 DUNA Andrei	ROU	Real Racing	Real Racing	Tatuus F4-T421		1'37.008	2.052	0.003	9
36	54 HOLGUIN Gabriel	VEN	Maffi Racing	Maffi Racing	Tatuus F4-T421	R	1'38.229	3.273	1.221	9
37	29 BERREBY Nathanael	CHE	Maffi Racing	Maffi Racing	Tatuus F4-T421	R	1'39.758	4.802	1.529	9

Humidity:	57%	AIR	17°C
Condition:	DRY	Track	34°C

Clerk of the Course : Fabrizio Fondacci

Race Director : Alessandro Ferrari

03/05/2024	Start 16:51	End 17:08
------------	----------------	--------------